

Riera Nadeu 

ENGINEERED IN  
BARCELONA  
1952





**ABOUT US**

- Innovation from Barcelona
- Worldwide presence with 2.000+ installations
- Quality equipment since 1952

ENGINEERED IN  
**BARCELONA**  
1952

Riera Nadeu



**RINA BRAND**

- Taylor made projects
- Low maintenance machines
- Energy efficient solutions

ENGINEERED IN  
**BARCELONA**  
1952

Riera Nadeu



**DRYING**

• RINA Spray Dryer

ENGINEERED IN  
**BARCELONA**  
1952

## RINA SRAY DRYER

### Innovations

- Suitable atomization system
- Mixed compressed air nozzle (Two fluids)
- High pressure nozzle: 120-150 Bar (g)
- Centrifugal atomizer

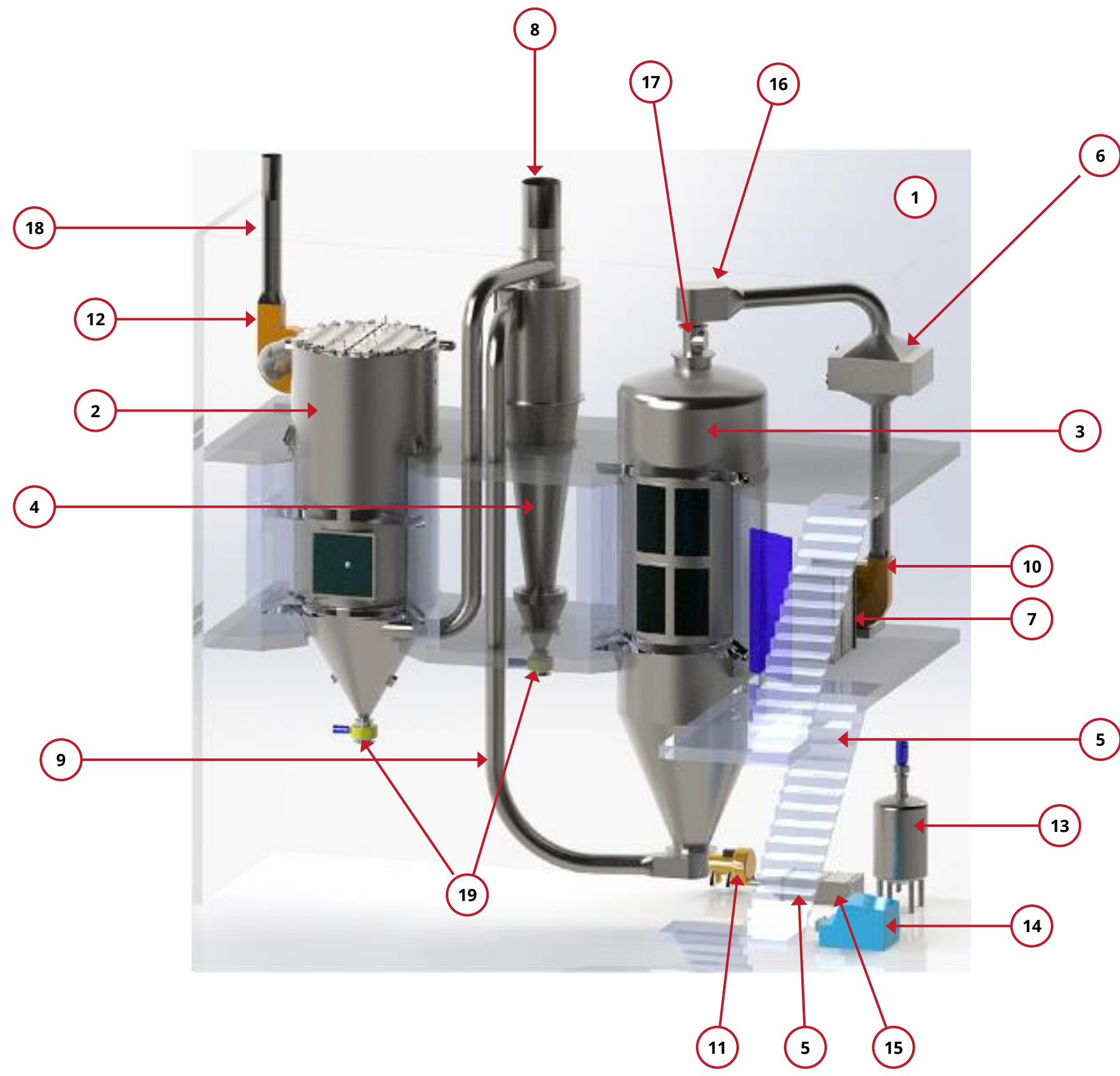
### Benefits

- Highest quality at competitive price
- Flexible design.

### Clients



- 1. Building
- 2. Sleeves filter
- 3. Spray dryer
- 4. Cyclone
- 5. Air filter
- 6. Exchanger
- 7. Suction filter
- 8. Cyclone's vent
- 9. Ducting
- 10. Head fan
- 11. Motor
- 12. Tail fan
- 13. Tank
- 14. Pressure pump
- 15. Booster pump
- 16. Hot air inlet
- 17. Atomization gun
- 18. Air exhaust
- 19. Dry solid outlet



- 1. Building
- 2. Sleeves filter
- 3. Spray dryer
- 4. Cyclone
- 5. Air filter
- 6. Exchanger
- 7. Suction filter
- 8. Cyclone's vent
- 9. Ducting
- 10. Head fan
- 11. Motor
- 12. Tail fan
- 13. Tank
- 14. Pressure pump
- 15. Booster pump
- 16. Hot air inlet
- 17. Atomization gun
- 18. Air exhaust
- 19. Dry solid outlet



Feeding  
Suspension  
Solution

Dry Powder Output

Dry Out

## RINA SRAY DRYER


## RINA SRAY DRYER

---

### Applications

Organic products:

- Proteins (hydrolyzed) / Collagen
- Microalgae
- Fertilizers / Agricultural nutrients
- Polymers
- Probiotic ingredients / Nutraceuticals / Omega 3
- APIs from organic synthesis
- Flavours and aromas (maltodextrin based)
- Whey



Riera Nadeu



**RINA SRAY DRYER**



ENGINEERED IN  
**BARCELONA**  
1952

---

| MODELS        | Evaporation Capacity |
|---------------|----------------------|
| <b>SP 25</b>  | 5 Kg/h               |
| <b>SP 50</b>  | 10 Kg/h              |
| <b>SP 75</b>  | 20 Kg/h              |
| <b>SP 100</b> | 35 Kg/h              |
| <b>SP 125</b> | 50 Kg/h              |
| <b>SP 150</b> | 75 Kg/h              |
| <b>SP 175</b> | 100 Kg/h             |
| <b>SP 200</b> | 150 Kg/h             |
| <b>SP 225</b> | 175 Kg/h             |
| <b>SP 250</b> | 225 Kg/h             |
| <b>SP 275</b> | 300 Kg/h             |
| <b>SP 300</b> | 350 Kg/h             |
| <b>SP 325</b> | 450 Kg/h             |
| <b>SP 350</b> | 500 Kg/h             |
| <b>SP 375</b> | 550 Kg/h             |
| <b>SP 400</b> | 650 Kg/h             |




**CIRCULAR ECONOMY**


- Long-term cooperation during the whole life cycle of your projects



**Riera Nadeu** 

 C/Leonard Torres Quevedo, 17-23, 08403 Granollers, Barcelona

 [administration@rieranadeu.com](mailto:administration@rieranadeu.com) · [commercial@rieranadeu.com](mailto:commercial@rieranadeu.com)

 +34 93 840 70 72 / Mon-Thurs: 7:45 h – 17:15h / Fri: 7:45 h – 15:00h

**BARCELONA**  
ENGINEERED IN  
1952